Supplementary Materials

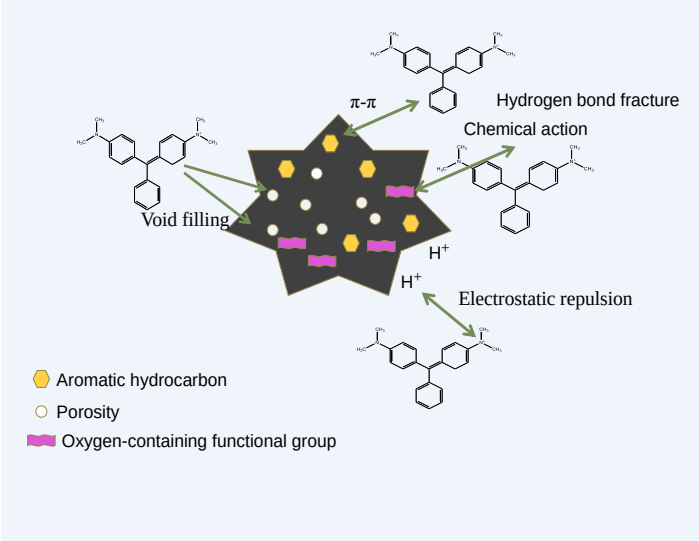

Fig. S1. Adsorption mechanism.

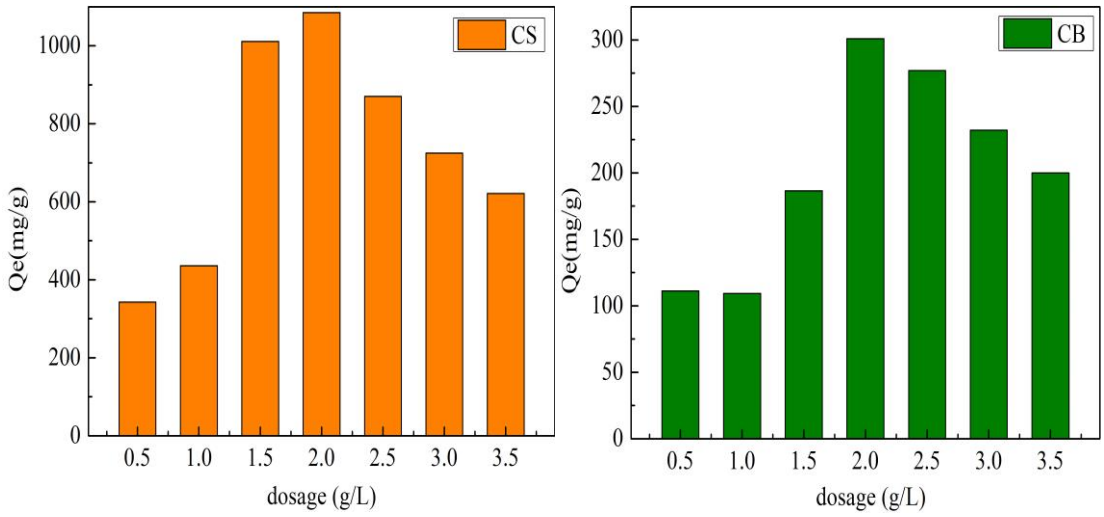

Fig. S2. Effect of dosage on the adsorption effect of BB and CB on MG.

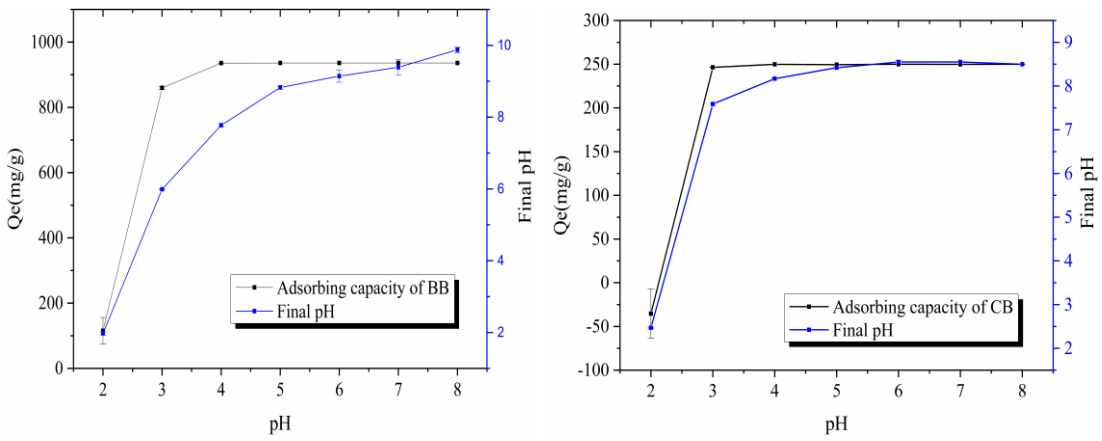

Fig. S3. Effect of pH on the adsorption effect of BB and CB on MG.

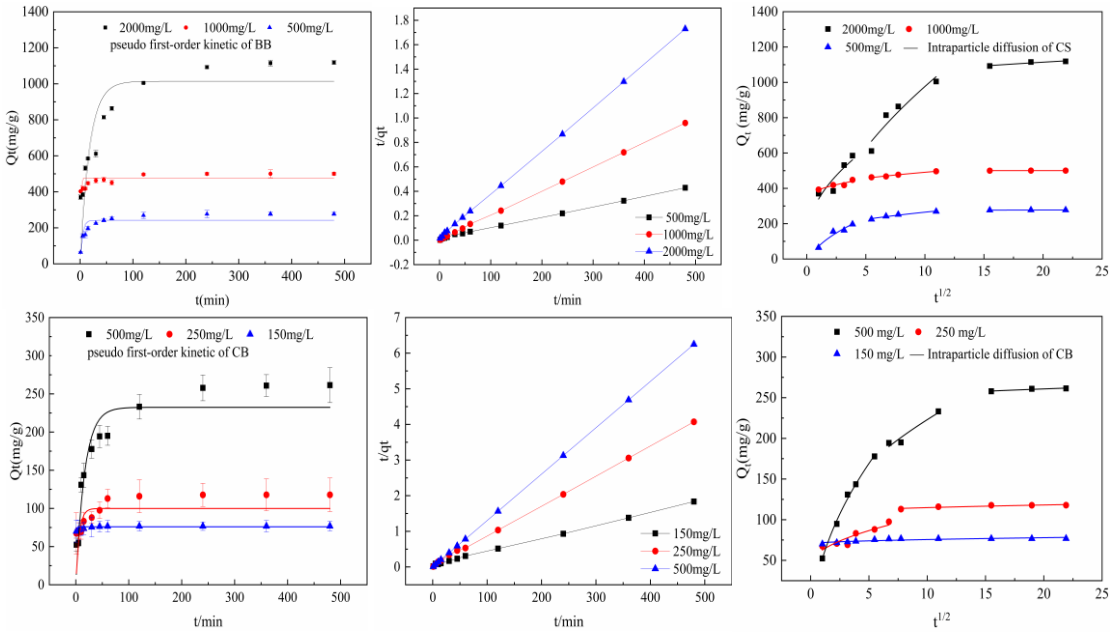

Fig. S4. Effect of adsorption time on the adsorption effect of BB and CB on MG.

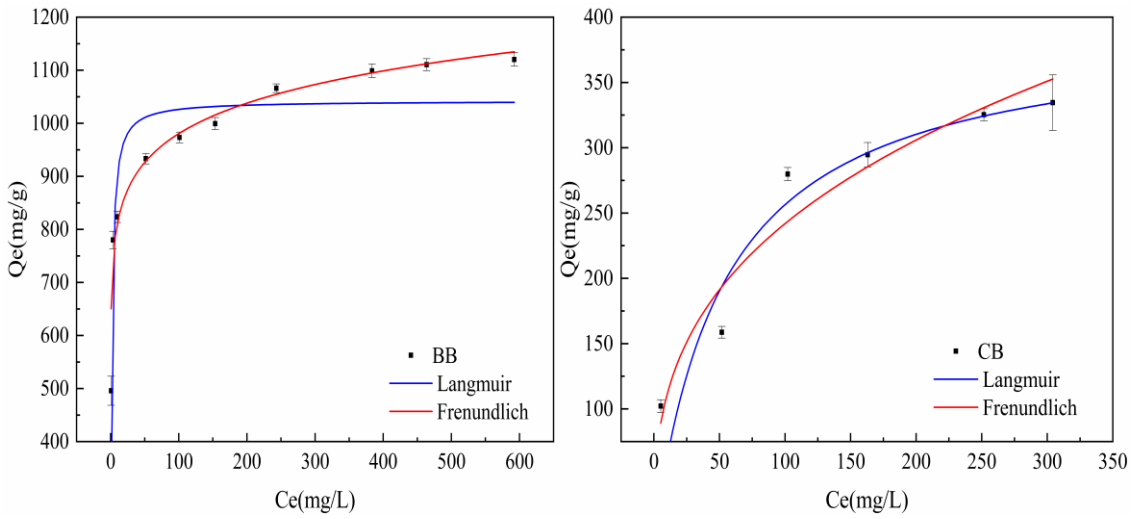

Fig. S5. Effect of Solution Concentration on the Adsorption Effect of BB and CB on MG.

Table S1. Fitting Parameters of Kinetic Equations at Different Concentrations

		Pseudo first-order kinetic			Pseudo second-order kinetic			Intraparticle diffusion		
	C_e mol/L	Q_1 mg/g	K_1 1/min	R^2	Q_1 mg/g	K_2 g/(mg·min)	R^2	C mg/g	K_3 mg/g	R^2
CS	500.00	116.09	0.0196	0.9881	277.77	5.8333	0.9999	150.85	7.5844	0.6274
	1,000.00	87.26	0.0264	0.8658	500.00	2.3000	0.9999	420.32	4.5522	0.7856
	2,000.00	958.62	0.0203	0.9292	1,111.11	14.2222	0.9985	436.23	37.8760	0.8610
CB	150.00	2.26	0.0157	0.8397	76.92	0.3692	0.9998	72.57	0.2605	0.5733
	250.00	38.81	0.0207	0.9641	119.04	5.5952	0.9997	73.12	2.6035	0.7521
	500.00	196.82	0.0187	0.9783	270.27	14.7838	0.9990	94.15	9.5010	0.7779

Table S2. Fitting Parameters of Adsorption Isotherms at Room Temperature

	Langmuir model			Freundlich model		
	Q_m (mg/g)	K_1 (L/mg)	R^2	K_F g/(mg • min)	$1/n$	R^2
CB	386.94	0.0202	0.8327	56.57	0.3168	0.9177
CS	1,034.58	1.0716	0.8354	631.52	0.1020	0.9329