

1 - Supplementary Material -

2

3

4 **Evaluation of Metal Removal Performance of Rod-type Biosorbent**

5 **prepared from Sewage-sludge**

6

7

8

9

10 Ji Hae Seo, Namgyu Kim, Munsik Park, Sunkyung Lee, Seungjae Yeon, and Donghee Park*

11

12 Department of Environmental Engineering, Yonsei University, 1 Yonseidae-gil, Wonju,

13

26493, South Korea

14

15

16

17

2 Figures and 2 Tables

18

19

20

21 *** To whom all correspondence should be addressed.**

22 E-mail: dpark@yonsei.ac.kr; Tel.: +82-33-760-2435; Fax: +82-33-760-2571.

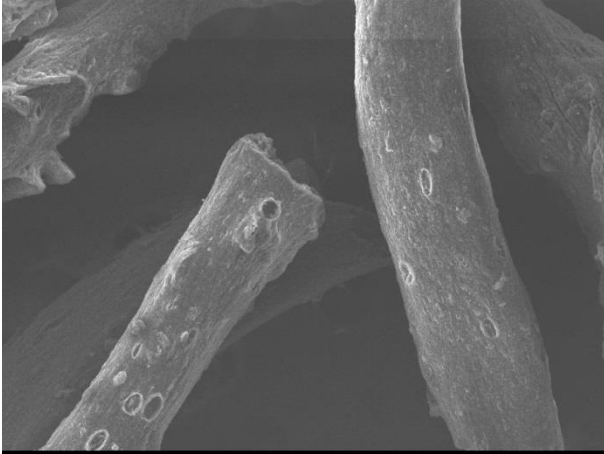
23

24

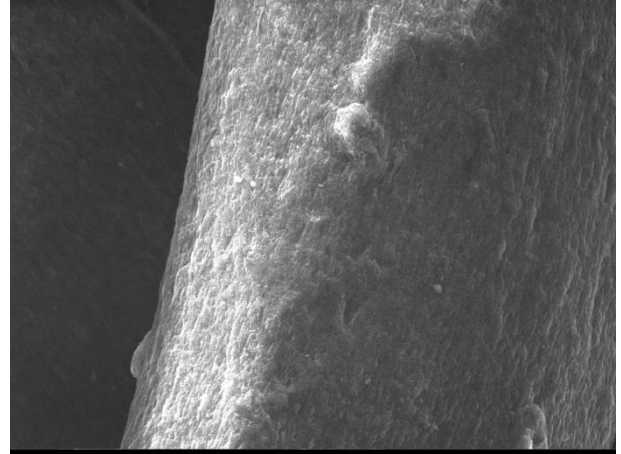
25 **Fig. S1.** SEM of Rod-type biosorbent prepared from activated sludge; (a) x100, (b) x400.

26

a)



b)



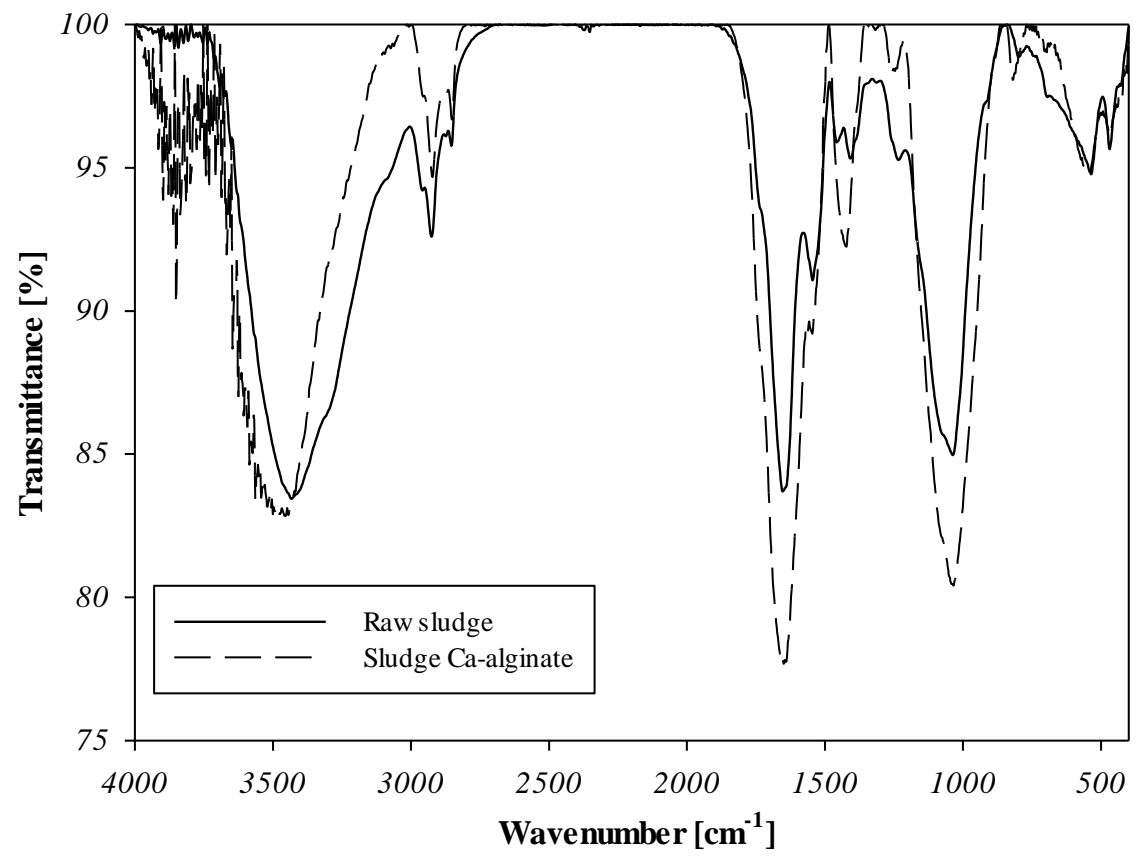
27

28

29

30

31 **Fig. S2.** Fourier transform infrared absorption spectra of raw sludge and sludge immobilized
32 ca-alginate.



33

34

35

36

37 **Table S1.** Values of TN, TP, TOC, and TC on Raw Sludge and Sludge Alginate

	Raw sludge	Sludge - alginate
TN (mg N/L)	30.46	2.06
TP (mg P/L)	11.63	1.42
TOC (mg C/L)	26.66	5.77
TC (mg C/L)	43.77	6.59

38

39

40 **Table S2.** Wavenumber Functional Group of FTIR

Frequency (cm ⁻¹)	Bond	Functional Group
3640–3610 (s, sh)	O–H stretch, free hydroxyl	alcohols, phenols
3500–3200 (s,b)	O–H stretch, H-bonded	alcohols, phenols
3400–3250 (m)	N–H stretch	1°, 2° amines, amides
3300–2500 (m)	O–H stretch	carboxylic acids
3330–3270 (n, s)	–C≡C–H: C–H stretch	alkynes (terminal)
3100–3000 (s)	C–H stretch	aromatics
3100–3000 (m)	=C–H stretch	alkenes
3000–2850 (m)	C–H stretch	alkanes
2830–2695 (m)	H–C=O: C–H stretch	aldehydes
2260–2210 (v)	C≡N stretch	nitriles
2260–2100 (w)	–C≡C– stretch	alkynes
1760–1665 (s)	C=O stretch	carbonyls (general)
1760–1690 (s)	C=O stretch	carboxylic acids
1750–1735 (s)	C=O stretch	esters, saturated aliphatic
1740–1720 (s)	C=O stretch	aldehydes, saturated aliphatic
1730–1715 (s)	C=O stretch	α, β-unsaturated esters
1715 (s)	C=O stretch	ketones, saturated aliphatic
1710–1665 (s)	C=O stretch	α, β-unsaturated aldehydes, ketones
1680–1640 (m)	–C=C– stretch	alkenes
1650–1580 (m)	N–H bend	1° amines
1600–1585 (m)	C–C stretch (in-ring)	aromatics
1550–1475 (s)	N–O asymmetric stretch	nitro compounds
1500–1400 (m)	C–C stretch (in-ring)	aromatics
1470–1450 (m)	C–H bend	alkanes
1370–1350 (m)	C–H rock	alkanes
1360–1290 (m)	N–O symmetric stretch	nitro compounds
1335–1250 (s)	C–N stretch	aromatic amines
1320–1000 (s)	C–O stretch	alcohols, carboxylic acids, esters, ethers
1300–1150 (m)	C–H wag (–CH ₂ X)	alkyl halides
1250–1020 (m)	C–N stretch	aliphatic amines

1000–650 (s)	=C–H bend	alkenes
950–910 (m)	O–H bend	carboxylic acids
910–665 (s, b)	N–H wag	1°, 2° amines
900–675 (s)	C–H “oop”	aromatics
850–550 (m)	C–Cl stretch	alkyl halides
725–720 (m)	C–H rock	alkanes
700–610 (b, s)	–C≡C–H: C–H bend	alkynes
690–515 (m)	C–Br stretch	alkyl halides

m=medium, w=weak, s=strong, n=narrow, b=broad, sh=sharp

41

42

43